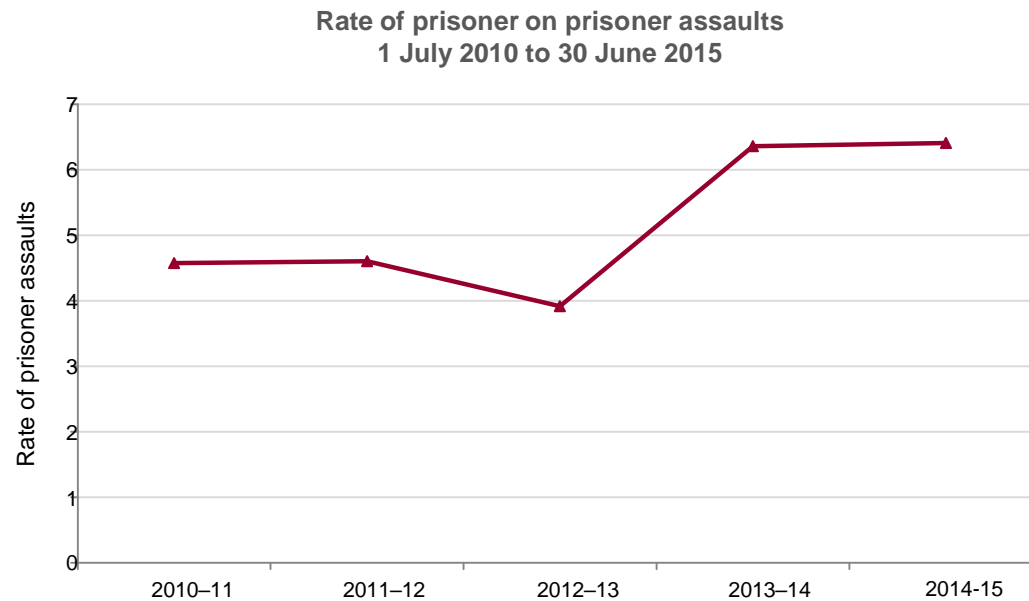


THE **GOOD** **THE** **BAD**  
**AND THE** **UGLY**

# Porridge 1973

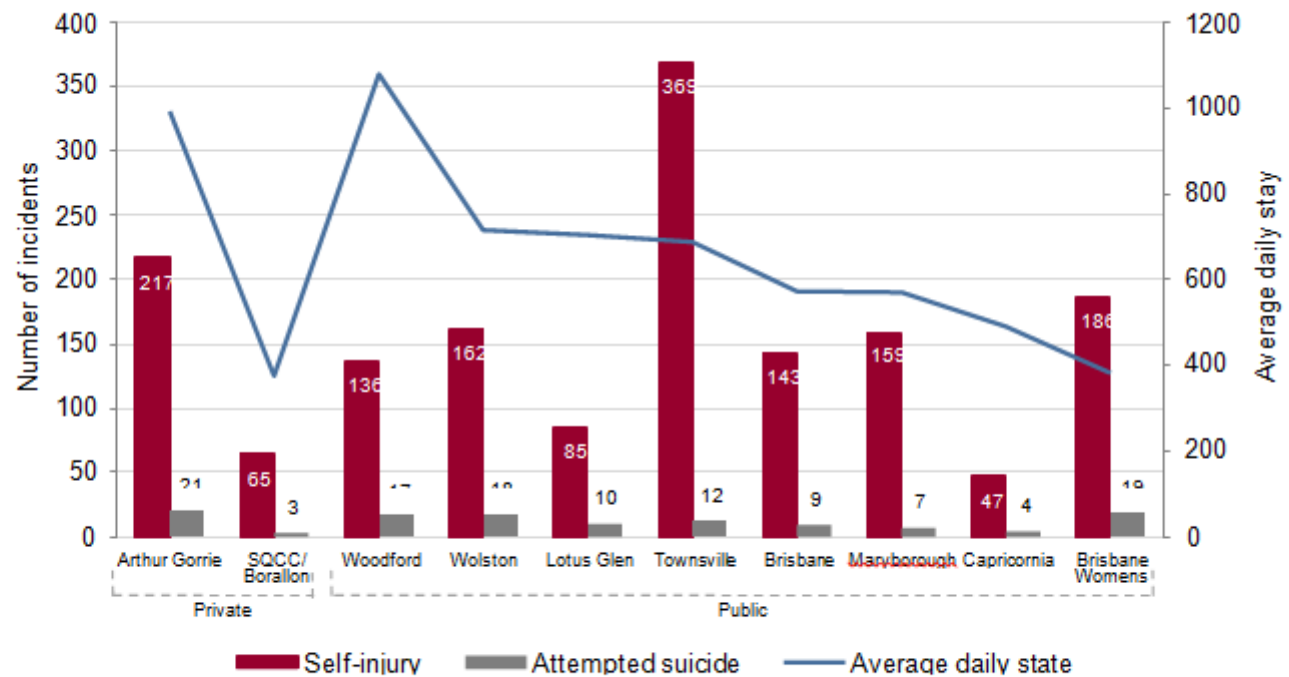
- <https://www.youtube.com/watch?v=UmY6Tdf-sKg>
- Has Jail changed?
- What is our focus?
- Nature vs Nurture
- The 'prison environment' literature typically is focused upon the question of what effects a positive/negative environment or culture has upon security, control, grievances, prisoner safety and regime equity. The 'what works' literature, on the other hand, typically takes the prison environment as a given or a neutral factor and concentrates upon such variables as client selection, program integrity, follow-up measures and evaluation protocols.

One of the key problems resulting from overcrowding is the increased risk of prison violence between prisoners or also by prisoners on custodial staff. In 2014–15, the rate of assault between prisoners was 6.4 per 100 prisoners, which increased from 3.9 assaults per 100 prisoners in 2012–13. This increase coincides with increasing prisoner numbers.



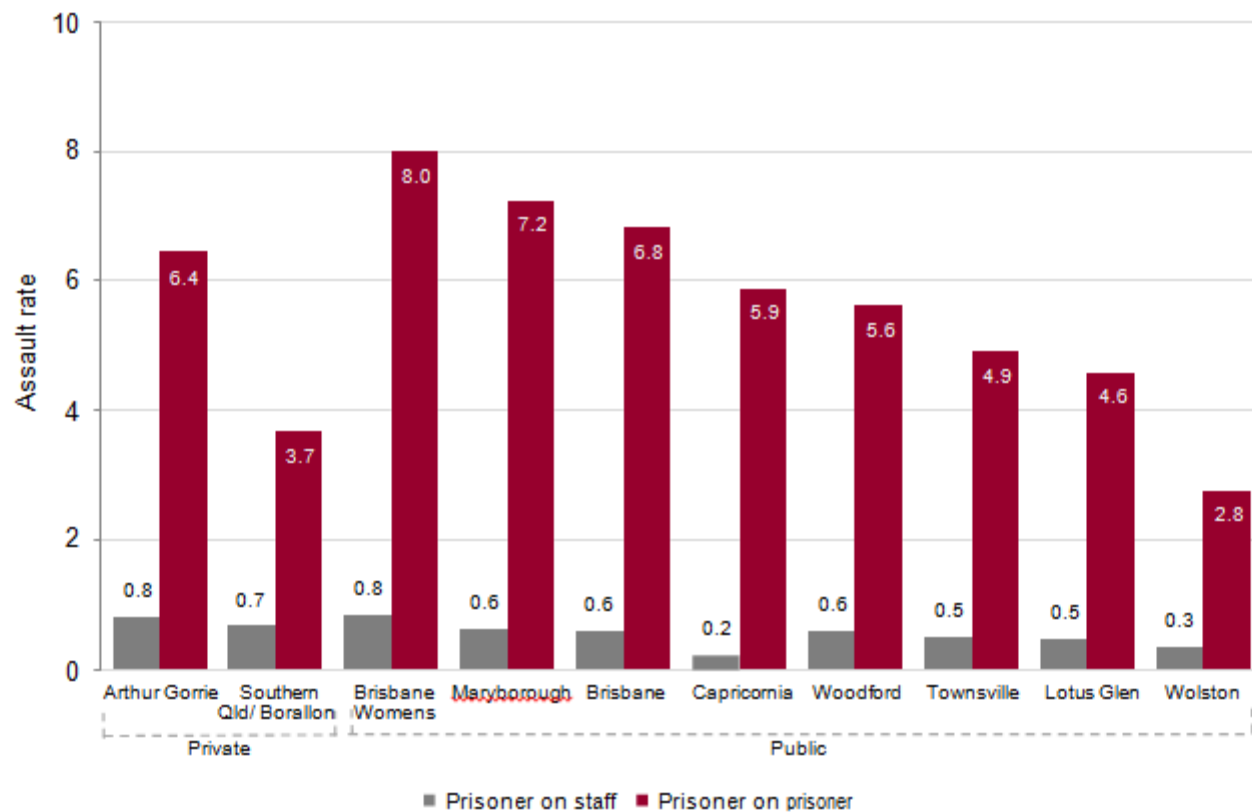
*Source: Queensland Audit Office using data provided by the Department of Justice and Attorney-General*

### Self-harm incidents—2010–15



Source: Queensland Audit Office from data provided by the Department of Justice and Attorney-General

Rate of assaults by prison—2010–15



# The cost of Prisoners

Private vs public prisons—offender expenses

Cost element	Public Sector Comparator \$ m	Private sector submission \$ m	Variance \$	Variance %
Arthur Gorrie Correctional Centre				
Catering	2 321 235	1 827 705	493 530	21.26
Clothing, bedding and cleaning	284 800	220 331	64 469	22.64
Personal hygiene	462 800	354 016	108 784	23.51
Education and programs	142 400	260 500	(118 100)	(82.94)
Remuneration	626 962	565 749	61 213	9.76
Transport on discharge	5 000	5 060	(60)	(1.20)
Miscellaneous offender costs	17 800	480	17 320	97.30
<b>Total offender expenses</b>	<b>3 860 997</b>	<b>3 233 841</b>	<b>627 156</b>	<b>16.24</b>
Southern Queensland Correctional Centre				
Catering	1 015 007	787 904	227 103	22.37
Clothing, bedding and cleaning	105 000	142 084	(37 084)	(35.32)
Personal hygiene	171 600	118 111	53 489	31.17
Education and programs	48 000	207 845	(159 845)	(333.01)
Miscellaneous offender costs	6 000	6 622	(622)	10.37
Remuneration	496 033	381 962	114 071	23.00
Transport on discharge	55 000	-	55 000	-
<b>Total offender expenses</b>	<b>1 896 640</b>	<b>1 644 528</b>	<b>252 112</b>	<b>13.29</b>

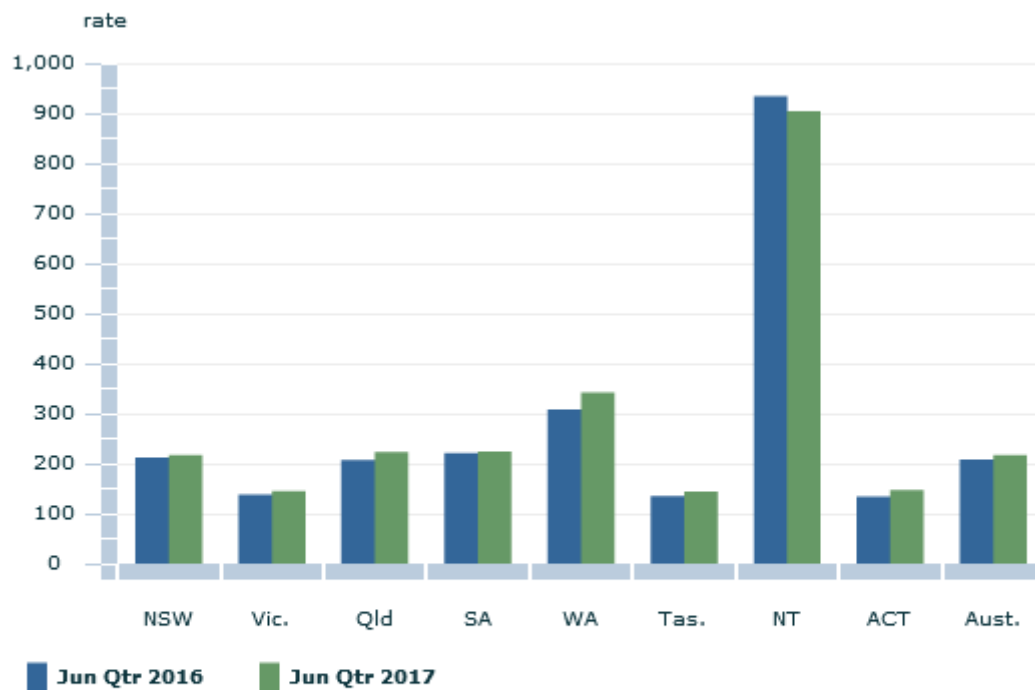
Source: Queensland Audit Office from data provided by the Department of Justice and Attorney-General

“throughout Scandinavia, criminal justice policy rarely enters political debate. Decisions about best practices are left to professionals in the field, who are often published criminologists and consult closely with academics. Sustaining the barrier between populist politics and results-based prison policy are media that don’t sensationalize crime—if they report it at all.”

Doran Larson

| Sep 24, 2013

**AVERAGE DAILY IMPRISONMENT RATE(a), By states & territories, Jun 2016 & Jun 2017**



[Save Chart Image](#)

Australian Bureau of Statistics

© Commonwealth of Australia 2017.



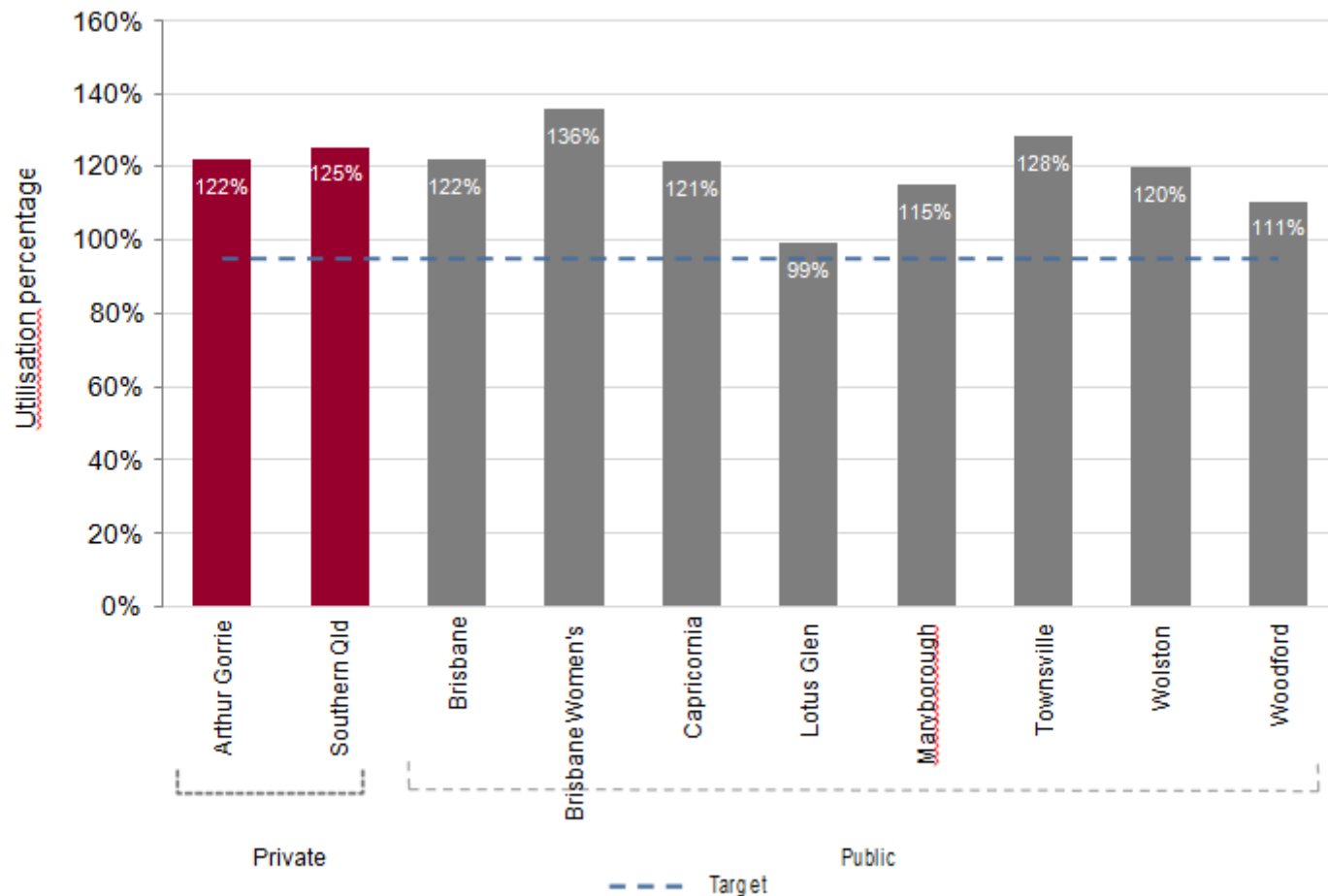
# Corrections Environment

- These are actual prisoners who have committed crimes against Queenslanders. It shouldn't be a place where we want to invest all this money into making sure they're getting a better education than what our kids are.
- — Shadow police minister Jarrod Bleijie. 2015
- The anodyne mega-prisons built in the last few years have done little to convince anyone that governments have had any aspiration for convicted offenders beyond a desire to, as it is known in Australia, “pack ‘em, stack ‘em and rack ‘em”.
- The expectations
  - What do we expect from prisoners?
  - How do we structure the Jail/core day?
  - Meaningful activity?
  - Outcomes and Recidivism?

# Prison overcrowding. 10 high security centres

Source: Queensland Audit Office using data provided by the Department of Justice and

## Prison utilisation in Queensland high security prisons—December 2015



Source: Queensland Audit Office using data provided by the Department of Justice and Attorney-General

- In 1993, Norwegian criminologist Nils Christie (a major influence on Scandinavian penal policy) had already unpacked this phenomenon. In *Crime Control as Industry*, Christie concluded that the more unlike oneself the imagined perpetrator of crime, the harsher the conditions one will agree to impose upon convicted criminals, and the greater the range of acts one will agree should be designated as crimes.
- Doran Larson
- | Sep 24, 2013

- "Dickensian nightmare"
- <http://www.abc.net.au/news/2016-07-25/four-corners-evidence-of-kids-tear-gas-in-don-dale-prison/7656128>
- The inside of one of the cells in the isolation wing of Don Dale
- Youth Detention Centre •



# Prison Core Day

Weekdays		Weekends		
Headcount and Unlock		Headcount and Unlock		
Breakfast		Breakfast		
Medication Distribution	Gym Session - Residential	Medication Distribution		Gym Session - Residential
Route Movement	Gym Session - Secure 1-4	Route Movement	Personal Visits	Gym Session - Secure 1-4
Structured Activity Prisoner Employment Kitchen Laundry Grounds Industries Education Vocational Education and Training	Gym Session - Residential	Activities Sports Art Hobbies Spiritual Cultural		Gym Session - Residential
	Gym Session - Secure 1-4			Gym Session - Secure 1-4
Route Movement		Route Movement		
Muster		Muster		
Lunch		Lunch		
Route Movement	Gym Session - Residential	Route Movement		Gym Session - Residential
Structured Activity Prisoner Employment Kitchen Laundry Grounds Industries Education Vocational Education and Training	Gym Session - Secure 1-4	Activities Sports Art Hobbies Spiritual Cultural		Gym Session - Secure 1-4
	Gym Session - Secure 1-4			Gym Session - Secure 1-4
Route Movement		Route Movement		
Prepare Unit for Meals/Muster	Gym Session - 10 Session Worker	Prepare Unit for Meals/Muster		Gym Session - 10 Session Worker
Muster		Muster		
Dinner		Dinner		
Leisure Time Phone Calls Correspondence Prepare Unit for Lock Away		Leisure Time Phone Calls Correspondence Prepare Unit for Lock Away		
Headcount and Lock Away		Headcount and Lock Away		

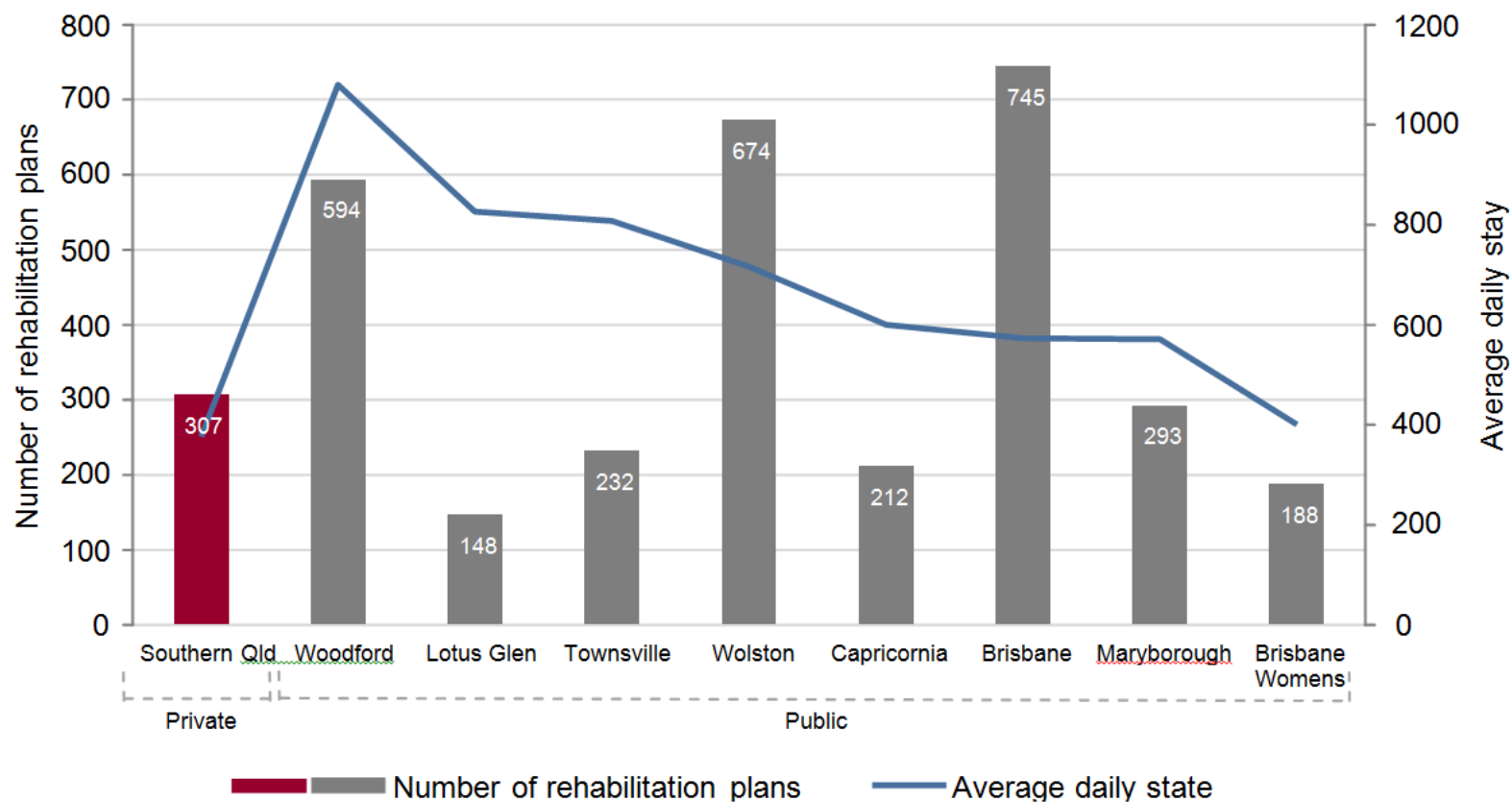
# Road Map to Change

- Where should we be going?
- How do we get there?
- Is it realistic?
- Are we allowed to go there?
- Firefighters get praise for saving homes and lives. Police officers are admired for catching criminals. Health care workers are respected for their care and compassion.

# Scandinavian approach



## Rehabilitation plans—2012–15



Source: Queensland Audit Office from data provided by the Department of Justice and Attorney-General



## Prisoner rehabilitation - private versus public prisons: 2013–14 to 2014–15

Measure	AGCC	SQCC/ Borallon	Public sector average
	%	%	%
Illicit drug use—percentage of prisoners tested who returned positive result positive (2014–15)	15.1	18.6	11.4
Education and training—percentage of completed VET programs (2013–15)	93	87	81
Employment—percentage of eligible prisoners employed (2014–15)	79	68	68

*Source: Queensland Audit Office from data provided by the Department of Justice and Attorney-General*

## Southern Queensland Correctional Centre: 2016 AHC 10B Reporting Chart

